



LAZARSKI FRESHMAN GUIDE

Dear Students,

With great pleasure, I welcome you to Lazarski University in the vibrant Warsaw, Poland!

Congratulations on reaching this exciting milestone! It's a significant achievement, and you should be incredibly proud of your success in becoming a student at Lazarski University. Our university is renowned for its academic excellence and for being a welcoming community that values diversity and supports your growth both inside and outside the classroom.

Warsaw, Poland's capital, is a dynamic city that blends the hustle and bustle of urban life with a friendly, welcoming atmosphere. Known for being one of the cleanest and safest capitals in Europe, Warsaw offers a high quality of life with its rapidly evolving infrastructure and rich cultural scene. As you settle in, we encourage you to explore the city, get involved, and become an active part of this thriving community. Warsaw is a city of unique opportunities, and we can't wait for you to discover them. Many have come here to chase their dreams, and now you are part of that exciting journey.

To help you get started, we've prepared a comprehensive guide with useful information and tips to make your transition to life in Warsaw as smooth as possible. Remember, you're not alone in this journey. Our dedicated team – Student Help Desk is here to provide support and guidance whenever you need it. We hope you'll take full advantage of everything the city has to offer and find your own place in this vibrant community.

Once again, welcome to Lazarski University and Warsaw. We're excited to have you here and confident your time with us will be enriching and memorable.



Prof. Maciej Rogalski
Rector of Lazarski University

Table of Contents

■ First Days in Warsaw	4
Getting a SIM card	5
Transportation	6
Groceries	8
Banking	10
Local rules and etiquette	11
Small polish vocabulary	12
■ Welcome to Lazarski	14
NFZ	15
Orientation day	16
Important documents	16
Campus locator	18
Erasmus+	18
ł.shop	19
Academic calendar	19
University contacts	20
■ Accommodation	23
Lazarski dormitories	24
Finding a flat/room	25
■ Working as a Student	27
Finding a job	28
Internships and volunteering	28
Creating a CV	29
■ Leisure Time	30
Main Warsaw spots	31
Museums.....	33
Cafes/bars/restaurants	35
Additional activities	37
■ Safety is number one priority	39

FIRST DAYS IN WARSAW

First Days in Warsaw

This section provides essential information to help you navigate your first few days in Warsaw, covering everything from SIM cards to transportation and groceries.



Getting a SIM Card

Welcome to Poland! Let's make sure you're connected and ready to share your new adventures. Here's how to get a SIM card without the fuss.

Starting from the basis - the international dialling code for Poland is **+48**.

Providers

Play, Orange, Plus – These are your top picks. All solid choices with various plans.

Provider Apps

Grab the apps: [Play24](#), [Mój Orange](#), [Plus Online](#). These will help you manage your account, top-up your balance, and keep track of your usage. You might need to change your location to Poland in your app store settings to install those apps.

Subscription vs. Prepaid

- **Visa Holders:** Go for a prepaid card. Pick up a starter kit at any kiosk or operator's office. Zabka or the cash desk at grocery shops like Biedronka, Carrefour, or Lidl are also great spots. Don't forget your ID because the card must be registered in your name. Prepaid SIM card prices in Poland are quite affordable, typically starting from as little as 20 PLN (around 5 USD) for a basic package. More comprehensive plans may cost up to 50 PLN (around 12 USD) and include substantial data allowances and some international calls. The operator will indicate the periods when the card should be topped up (e.g. monthly or every 3 months).
- **Temporary Residence Card Holders:** You can get a subscription contract with an operator, but it can't outlast your residence card's validity.

Installation

- 01 Insert the SIM card into your phone.
- 02 Follow the on-screen setup instructions.
- 03 Check and adjust your mobile data settings if needed.



Transportation

Warsaw Public Transport is the best way to reach your university or student's house in a quick, economical, and environmentally-friendly way.

There is an app [Jakdojade](#) and it serves as a navigator for transport trips in Warsaw.

- **Buses:** Warsaw has about 300 bus lines, including regular, fast, and express connections. Night lines are also available. Regular buses are numbered 100 to 399, fast buses are 400 to 599, and express buses are marked with "E" (e.g., E-4). Buses going beyond Warsaw's borders are numbered 700 to 899, with night lines marked by an "N" (e.g., N11).
- **Trams:** Managed by Tramwaje Warszawskie, Warsaw has 24 tram lines, numbered from 1 to 79. Trams stop at all designated stops, and substitute buses marked with "Z" are deployed if needed.
- **Metro:** Two metro lines connect various districts with the city center. The metro runs from 5:00 a.m. to 1:00 a.m., with extended hours on weekends.
- **SKM (Warsaw Fast City Rail):** Provides efficient connections from the suburbs to the city center, with lines marked with "S" and a digit.
- **VETURILO Bicycles:** Warsaw's public bike system with over 560 km of cycling paths, 368 stations, and 5,300 bikes, including tandems and electric bikes. More info at veturilo.waw.pl.
- **Scoters:** Need a quick and fun way to get around? Warsaw offers several scooter rental services like Lime and Blinkee. Simply download the app, locate a scooter nearby, and enjoy zipping through the streets.
- **Car Sharing with Panek:** With Panek, you can quickly rent a car through their app, allowing you to explore the city at your own pace without the hassle of traditional car rental processes. Just download the app, find a nearby car, and you're ready to go! Remember that you need to verify you driver's licence!

HOT TIP: Some bus stops are “on-demand” stops. To board, signal the driver with your hand. To get off, press the “stop” or “na żądanie” button early enough.

Tickets

- **Where to Buy:** Tickets can be purchased from machines in SKM trains, new trams, buses, near metro stations, and transport interchanges. These machines accept both cash and cards and offer instructions in multiple languages. Tickets are also available via mobile apps like [moBilet](#), [mPay](#), [SkyCash](#), and [jakdojade.pl](#).



- **Types of Tickets:** Options include single-fare, time, and short-term tickets (small paper with magnetic strip) and long-term tickets (recorded on the Warsaw City Card or in case of students Young Varsovian Card). For frequent travelers, 30-day and 90-day tickets offer unlimited journeys. Occasional travelers can choose from 20-minute, 75-minute, one-day, three-day, and weekend tickets, among others. Once you buy the ticket it is valid for all types of transport.

HOT TIP: For students there is a 50% discount on fares, isn't it cool? But don't forget to take your student card and it can also be used as a card for transportation (tickets for 30 and 90 days).

Rules to remember



Remember to validate or activate your ticket upon boarding. Let people exit before you enter. Many vehicles have buttons to open doors, and some stops require you to signal the driver to stop. Special seats are available for passengers with disabilities, parents with children, and pregnant women. Luggage, animals, and bicycles can be carried for free, but must not inconvenience other passengers. Smoking, using e-cigarettes, and consuming messy food or drinks are prohibited.

Young Varsovian Card

The Young Varsovian Card entitles you to discounts on public transport, sports activities, cultural events, and more. Students up to the age of 26 who live in Warsaw and pay their personal income tax here are eligible. For more details, visit [Young Varsovian Card](#).

FIRST DAYS IN WARSAW

The documents you will need:

- a completed and signed application,
- documents confirming that personal income tax has been settled in Warsaw, an identity document,
- an identity document,
- personalised carrier accepted by ZTM (if you do not have one, take your current photo).

After completing your education or becoming 26 years old, you can replace your Young Varsovian Card with a Varsovian Card.

Groceries

Top 5 Shops

In Warsaw, you have plenty of options for grocery shopping.

Here are the main ones:

- **Biedronka:** A popular chain known for its low prices and wide range of products.
- **Carrefour:** Offers a bit of everything, from groceries to household goods.
- **Lidl:** Great for affordable groceries and weekly specials.
- **Auchan:** Big supermarket with a wide choice of products.
- **Żabka:** A corner shop which is perfect for quick shopping trips. You can also grab a SIM card here.



HOT TIP: Almost all shops are closed on Sundays (except Zabkas, they are always open) and public holidays, so be sure to stock up on food and water in advance. But if you already forgot to do this, use this as an opportunity to try an authentic Polish food experience, visit a "Bar Mleczny" or "Zapiecek". These spots offer traditional Polish dishes at budget-friendly prices.

Sunday Trade

Some stores might still be open on Sundays, especially on the last Sunday of each month, but the dates can sometimes vary. It's important to check in advance which stores will be open. Here's the list of Sunday trade for 2024 and 2025:

2024

- December 22
- December 29

2025

- January 26
- March 30
- April 27
- June 29
- August 31
- December 21
- December 28

Apps for Shops

Make your shopping experience smoother by using apps from your favorite stores. They're super handy for monitoring discounts and special offers.

- **Biedronka:** Download the Biedronka app [here](#) to keep track of deals.
- **Carrefour:** The Carrefour app [here](#) helps you plan your shopping list and find the best discounts.
- **Lidl:** Lidl Plus app [here](#) offers weekly discounts and coupons.

Markets

Warsaw is also home to numerous bazaars and markets where you can buy seasonal fruits and veggies. There are about 68 marketplaces and day markets around the city. Some of the largest ones include:

- Hala Mirowska Market
- Szembeka Market
- Hala Banacha Market



Smaller markets can be found in every district, so you're never too far from fresh produce.

Remember: Choosing shops with low prices and convenient opening hours can save you both time and money. Plus, exploring local markets is a great way to discover fresh, seasonal produce and support local vendors.



Banking

Currency Exchange

First things first, you'll need some local currency, which is the Polish Złoty (PLN). Here's how you can exchange your money:

- **At the Airport:** Not the best rates, but convenient.
- **Exchange Offices (Kantor):** Found all over the city, usually offering better rates than airports.
- **Banks:** Safe and reliable, but sometimes with higher fees.
- **ATMs:** Many ATMs accept international cards and give you PLN directly. Look for those with low or no foreign transaction fees.

Types of Banks

Poland has several banks that cater to students and offer accounts in English. Some popular ones include:

- PKO Bank Polski
- mBank
- Bank Millennium
- Santander Bank Polska
- ING Bank Śląski



Types of Cards

You'll generally have two options: debit and credit cards.

- **Debit Card:** Linked directly to your bank account. Use it for everyday purchases and ATM withdrawals.
- **Credit Card:** Allows you to borrow money up to a certain limit. Useful for building credit history but be mindful of interest rates.

Required Documents

To open a bank account as a foreign student in Poland, you'll need:

- **Passport:** Your primary identification.
- **Student ID or Enrollment Confirmation:** Proof that you're a student.
- **Temporary Residence Permit (Karta Pobytu) or Visa:** Proof of legal stay.
- **PESEL Number (Polish ID Number):** Some banks require this. You can apply for it at the local administrative office. [Here](#) is the link where you can find more information about obtaining a PESEL number.
- **Proof of Address:** A rental agreement or a utility bill.

Steps to Open a Bank Account

- 01 Choose a Bank:** Compare student account offers online. Most banks have special packages for students.
- 02 Visit the Bank:** Head to the branch with your documents. Many banks also allow you to start the process online.
- 03 Fill Out the Application:** Provide your details and submit your documents.
- 04 Receive Your Card:** Your debit or credit card will be mailed to your address, or you can pick it up at the bank.

Bank Apps

Most banks offer mobile apps to manage your account. These apps allow you to check your balance, transfer money, pay bills, and even exchange currency. So do not forget to download them when you will have your card.

Local Rules and Etiquette

Living in Poland is a fantastic experience, but it's important to know the local rules and etiquette to ensure your stay is safe and pleasant. Here are some of the most important laws to remember:

1. Always Carry Your ID

- **Identity Document:** Always have an ID (passport or national ID) with you. The police or immigration officers might stop you, and you'll need to show it.
- **Proof of Legal Stay:** Carry documents like your visa or Karta Pobytu.
- **Student Card:** Keep your student ID on you as well. Failure to comply can result in substantial fines.



2. Alcohol Rules

- **Public Drinking:** Drinking alcohol in public places (parks, streets, etc.) is a big no-no. You can get a hefty fine if caught.
- **Zero Tolerance for Drinking and Driving:** Do not drink at all if you plan to drive. The consequences are severe

3. Smoking Regulations

- **No Smoking Areas:** Smoking is forbidden at public transport stops, in public buildings (restaurants, airports, offices, bars, etc.), and within 100 meters of their entrances.
- **Designated Smoking Areas:** Some bars and institutions have designated smoking areas. Violating these rules can result in fines of 50 PLN or more.

4. Pedestrian Rights and Crossing Rules

- **Right of Way:** Pedestrians usually have the right of way, but always use designated crossing areas.
- **Jaywalking:** Crossing the street illegally is dangerous and can also result in fines.

5. Public Transport Etiquette

- **Valid Ticket:** Always have a valid ticket for the duration of your journey. Fines for not having a ticket are 266 PLN.
- **Discount Documentation:** If you have a discounted ticket (like a student ticket), make sure to carry your student ID. The fine for not having your ID is 196 PLN.

Small Polish Vocabulary



Learning a bit of Polish can make your everyday life and studies easier, and it can even boost your competitiveness in the Polish job market. Check if your university offers Polish courses tailored to your needs. You can also find courses in language schools, often with student discounts, and non-governmental organizations that sometimes offer free Polish language courses. The Warsaw Multicultural Center is a great place to find language partners for tandem learning and to have individual lessons of Polish in exchange for teaching your native language.

Here's a handy list of essential Polish words and phrases to get you started:

Greetings and Basics

- **Cześć** (cheshch) – Hi/Hello
- **Dzień dobry** (jen doh-brih) – Good morning/Good day
- **Dobry wieczór** (doh-brih vyeh-choor) – Good evening
- **Do widzenia** (doh veed-zen-ya) – Goodbye
- **Tak** (tahk) – Yes
- **Nie** (nyeh) – No
- **Proszę** (proh-sheh) – Please
- **Dziękuję** (jen-koo-yeh) – Thank you
- **Przepraszam** (psheh-prah-shahm) – Excuse me/Sorry

Everyday Phrases

- **Jak się masz?** (yahk shyeh mahsh) – How are you?
- **Dobrze, dziękuję.** (doh-bzhe, jen-koo-yeh) – I'm fine, thank you.
- **Mówisz po angielsku?** (moo-veesh poh ahn-gyehl-skoo) – Do you speak English?
- **Nie rozumiem** (nyeh roh-zoo-myehm) – I don't understand
- **Gdzie jest...** (gdjeh yest) – Where is...
- **Ile to kosztuje?** (ee-leh toh kohsh-too-yeh) – How much does it cost?

Slang

- **Siema** (sheh-mah) - Hi/What's up
- **Elo** (eh-loh) - Hello
- **Jak leci?** (yahk leh-chee) - How's it going?
- **Spoko** (spoh-koh) - (Cool/Okay)



WELCOME TO LAZARSKI

Welcome to Lazarski

NFZ (Polish National Health Fund)

We know you're pumped to start this new chapter, but before you dive into classes and campus life, let's talk about something super important — your health insurance. Trust us, you don't want to skip this part!



Why You Need NFZ Insurance

Every international student in Poland needs to have NFZ insurance, even if you already have another type of insurance. It's a must-have to make sure you can get the healthcare services you need while you're here.

What's NFZ?

The NFZ (Narodowy Fundusz Zdrowia) is Poland's National Health Fund. It covers medical services, including treatment and hospitalization. Having this insurance ensures that you're protected and can access healthcare services when needed.

How to Register

- **Get Insured:** You need to get NFZ insurance. You can do this individually by signing up for voluntary insurance with the NFZ. You can apply for health insurance at the Mazowieckie Oddział Wojewódzki NFZ. Make sure you have your certificate of study ready because you'll need it for the process. And remember that until the age of 18, a student cannot independently open an account for health insurance, so it is better to think about it in advance. The cost is pretty reasonable, around 386 PLN for half a year.
- **Bring Confirmation:** Once you've got your NFZ insurance, you need to bring a confirmation to the admissions office within 2 weeks of your arrival in Poland. This insurance must cover at least your first semester, but it's best to extend it for your entire period of study.
- **Application Help:** If you need any help with the application or other documents for NFZ insurance, reach out to the Student Help Desk (SHD) at studenthelp@lazarski.pl. They've got your back!

Services and Hospitals

- **Primary Healthcare:** To use healthcare services, not just in emergencies, you need to register with a general practitioner (GP). You can choose or change your GP, and it's a good idea to ask if there's a doctor who speaks a language you understand.
- **In Case of Emergencies:** If you have an emergency, you can go to a hospital's A&E department (SOR) or Night and Holiday Healthcare units (open from 6 p.m. to 8 a.m.). You can also call an emergency ambulance using the numbers 999 or 112.
- **Regular Check-ups:** University life can be intense, but don't skip your preventive appointments. If you have any chronic conditions, make sure to keep up with them.

More Info: For more detailed information, you can check out the NFZ's website: [NFZ for Patients](#).

Remember: These services are available only for students with NFZ insurance.

Orientation Days

Mark your calendars, because this year, Lazarski's Orientation Day is happening on **October 3rd!** It's your golden opportunity to get all the must-know info about life at the university. You'll also get your student ID card, meet your fellow first-years, and just have a blast while settling into your new routine. Seriously, don't miss it – it's the perfect way to kickstart your journey at Lazarski!

Important Documents

Let's talk about some crucial stuff before you make your way to Poland. It's all about being prepared and having the right documents with you to ensure a smooth start to your university journey.



1. Identification Documents

- Always carry the original identification documents when traveling abroad.
- Make sure your passport is valid for more than 90 days from the date you cross the Polish border, but it is better to have a document that will be valid for the entire period of study, it should be remembered that in order to obtain an annual student visa, the passport must be valid for at least one academic year.

2. Visa

- You'll need a visa before the semester begins. Start the application process early to avoid any last-minute stress.

3. Academic Documents

- Bring your original high school diploma and all other admission documents. You'll need these for various administrative processes at the university.

4. Backup Identification

- In case you lose your passport or need to apply for a new one, bring your ID card or internal passport as a backup.

5. Embassy Information

- Check the location of your country's nearest embassy in Poland. Not every country has an embassy in Poland, so knowing where to find yours is essential.

6. Medical Records

- If you have chronic illnesses, congenital diseases, or any other health issues, bring your medical history in English. This will be helpful if you need medical assistance while in Poland.



Campus Tour

Curious about what Lazarski's campus looks like? We've got a handy video tour to help you find all the key spots like lecture halls, cafeterias, and chill zones. Whether you're planning your first day or just want to explore virtually before arriving, this video will give you a great overview of your new home base.



HOT TIP: Free Wi-Fi is available all around the campus. You will receive instructions via email once registered. And in addition to the Internet, there is access to the library, computers, and the gym.

Erasmus+

Let's dive into the amazing opportunities waiting for you at Lazarski University with the Erasmus+ Program. Whether you want to study abroad or gain international work experience, Erasmus+ has got you covered!

What's Erasmus+ All About?

Lazarski University participates in the Erasmus+ Program, offering students on single degree programs the chance to:

WELCOME TO LAZARSKI

- Spend one or two semesters at another university.
- Take part in traineeships abroad.
- Enjoy short stays at host institutions.

It's the perfect chance to travel, meet new people, and make your student years unforgettable!

[Here](#) you can find a list of partner universities.

How to Apply?

For more information and to apply, get in touch with the International Programmes Office:

- Location: Room 307, 3rd floor, sector D
- Email: erasmus@lazarski.edu.pl
- Phone: 22 54 35 365



Ł.Shop

Looking to show off your school spirit? Check out the Lazarski Merch Shop! Our shop is filled with cool and stylish gear made with love just for you. Whether you need a cozy hoodie, a trendy T-shirt, or some fun accessories, we've got you covered.

HOT TIP: Keep an eye out for our offline sale dates! During these special events, you can try on and purchase the clothes you want at great prices. Don't miss out!

For more information and to shop online, visit our website at shop.lazarski.pl and follow us on Instagram [@shop.lazarski](https://www.instagram.com/shop.lazarski) to stay updated on the latest merch drops and sales.

Academic Calendar for 2024/25

The academic year at Lazarski University is full of important dates that you'll want to keep track of semester starts, exam periods, holidays, and breaks. This calendar helps you stay organized and plan your year efficiently, so you know exactly when to prepare for exams, schedule trips home, or just relax during the breaks. Download the full graphic version to keep a detailed view of the entire academic year and never miss an important date. You can grab the calendar [here](#).

University Contacts

Whether you need legal assistance, help with accommodation, or guidance on your studies, Lazarski University has got your back. Here's a rundown of all the important offices and contacts you might need:

Admissions Office


Need help with Nostrification/Recognition of your High School Diploma or other admissions processes? The Admissions Office is here to assist.

- Location: Room 63a, ground floor, sector F
- Working Hours: 9:00 AM - 5:00 PM
- Email: recruitment@lazarski.edu.pl

Bursar's Office

For invoices, payment confirmations, installment payments, or if you're in a difficult financial situation, contact the Bursar's Office. They'll do their best to help!

- Location: Room 205, 2nd floor, sector D
- Email: kwestura@lazarski.edu.pl
- Phone: 22 54 35 463



Accommodation Department

Need help with finding a place to stay? The Accommodation Department can help you with dormitories or renting your own apartment. Just make sure to apply ASAP as places are limited.

- Location: Room 41, sector E, ground floor
- Phone: (+48) 22 54 35 515; mobile: (+48) 502 373 084
- Email: accommodation@lazarski.edu.pl
- Website: [Accommodation Request](#)

Legal Assistance

Lazarski University offers legal assistance on campus. If you need help applying for a Karta Pobytu (Temporary Residence Card) or visa, or have other immigration questions, our lawyer is here to help.

- Location: Room 100, 1st floor, sector A
- Email: l.wieczorek@lazarski.edu.pl

For other legal issues like housing contracts, work contracts, taxation, and your rights as a foreigner, the Student Legal Clinic is your go-to.

- Email: szkola.prawa@lazarski.edu.pl

Dean's Office

The Dean's Office is the official contact point between students and faculty members. They can help with questions about your studies, student status documents, passport changes, and student cards.

■ Faculty of Law and Administration

Email: dziekanat.pia@lazarski.edu.pl
Phone: (+48) 22 54 35 311/312
Location: 3rd floor, sector F

■ Faculty of Medicine

Email: dziekanat.wm@lazarski.edu.pl
Phone: (+48) 22 54 35 332
Location: 3rd floor, sector F

■ Faculty of Economics and Management Dean's Office

Email: validated.studies@lazarski.edu.pl
Phone: (+48) 22 54 35 369
Location: 3rd floor, sector F



Career and Internship Department

Looking for a job or internship? Most of our students find jobs during their studies with the help of the Career and Internship Department. They can help you find opportunities with flexible schedules.

WELCOME TO LAZARSKI

- Location: Room 603, 6th floor, sector F
- Email: kariera@lazarski.edu.pl
- Phone: 22 54 35 382

Internships


BA students are required to complete a compulsory internship as part of their study program. The university provides all the necessary information on which documents to submit to the Dean's Office, as well as the total internship hours required. You can find all the details on the university's website [here](#).

For internship inquiries:

- Faculty of Economics and Management: praktyki_eiz@lazarski.edu.pl
- Faculty of Law and Administration: praktyki_pia@lazarski.edu.pl

Student Help Desk (SHD)

The Student Help Desk is here to assist you with a wide range of matters and help you adapt to life in Warsaw and at Lazarski University. Don't hesitate to reach out with any questions or initiatives!



- Location: Room 100, 1st floor, sector A
- Email: studenthelp@lazarski.pl
- Instagram: [@lazarski.help](https://www.instagram.com/lazarski.help)
- Facebook: [@studenthelpdesklazarski](https://www.facebook.com/studenthelpdesklazarski)

Feel free to reach out to any of these offices for assistance! We're here to make your stay at Lazarski University as smooth and enjoyable as possible.

ACCOMMODATION

Accommodation

Finding your perfect spot to crash is key! Whether you're checking out Lazarski dorms or hunting for a flat in the city, this section will help you score the ideal place to call home. Let's get you settled in style!

Dormitories



When planning your arrival in Warsaw, finding a place to live is one of the most important things you'll need to sort out before you get here. Lazarski University can assist by connecting students with nearby dormitories, but it's essential to understand that these dormitories aren't owned by the university—they just help facilitate communication. Space is limited, so securing a spot is based on availability and works on a first-come, first-served basis. Be sure to arrange your accommodation well in advance to avoid any last-minute surprises!

Here are the dormitory options Lazarski can help you with applying for:

- [Student Depot](#)
- [Zeitraum Solec dormitory](#)
- [Hola Amigo](#)
- [Mini-dormitory near Wilanowska Metro](#)
- [Dormitorium](#)
- [Hotel Wilanów](#)



For more info about the dormitories you can check our website [here](#).



ACCOMMODATION

To apply for a place in one of these dormitories, you must first fill out the [Accommodation form](#). Please note that the Accommodation Department does not guarantee that you will receive the exact place you apply for.

For more information, feel free to contact the Accommodation Department:

- **Room:** 41, sector E, ground floor
- **Phone:** (+48) 22 54 35 515; mobile: (+48) 502 373 084
- **Email:** accommodation@lazarski.edu.pl

Finding a Flat/Room

If you do not get a place in one of the dormitories or prefer different accommodation, renting a room or a flat is a common practice in Poland. Don't worry if you don't have friends to live with. Sharing a flat with locals is a great way to meet new people and integrate into the community.

How can I find a room for myself?

01 Advertisement Portals: Regularly visit property advertisement websites. Some popular ones include:

- [OLX](#)
- [Gumtree](#)
- [Gratka](#)
- [Otodom](#)



02 Real Estate Agencies: Using a real estate agency can help you find a suitable flat quickly and save time. Be prepared to pay a service fee, which is usually a percentage of the rent.

Rental Costs:

Rental prices in Warsaw can vary greatly depending on the location, size, and standard of the flat. Typically, renting a room in a shared apartment costs between 1,000-1500 PLN (230-350 USD) per month, while renting a one-room flat starts from around 1,800 PLN (450 USD) per month. Remember, landlords usually require a deposit equivalent to one month's rent.

Steps for Securing a Dormitory or Rental:

Securing the right accommodation is one of the most important parts of settling into university life, so follow these key steps to make the process smooth and stress-free.

- **Research Housing Options Early:** Begin your search for housing well before your planned arrival date. Warsaw's student accommodation can fill up fast, especially at the start of the academic year. Take your time to explore all options, whether you're considering dormitories or private rentals. Look at factors like location, price, and available amenities. Procrastination could leave you with fewer, and sometimes more expensive, options.
- **Understand the Agreement:** When you find a place that works for you, make sure to carefully review the rental or dormitory agreement. Important details to look for include the lease duration (usually a year), the deposit amount, the notice period for moving out, and whether the contract can be terminated early. Reading these terms thoroughly now can save you a lot of headaches later.
- **Document Inspection:** Once you move in, take pictures or make a detailed report of the apartment's or dorm room's condition. This step is vital to avoid being charged for damages you didn't cause when you move out. Make sure everything is well-documented, from minor scratches to the working condition of appliances. This small effort upfront will protect your deposit.



WORKING AS A STUDENT

Working as a Student

Ready to make some extra cash or boost your resume? This section covers all things work-related, from landing a job to finding internships and volunteering opportunities. Plus, we'll give you tips on crafting a killer CV that'll make you stand out.

Finding a Job

As a full-time student in Poland, you don't need a work permit to find a job, which makes it easier to work while studying. However, if you lose your student status, you will need a permit to continue working. The same rule applies to internships and student holiday work programs, which also don't require a permit.

When searching for a job, be cautious and avoid paying intermediaries for job placement services. It's against the law in Poland for intermediaries to charge fees for matching jobs. The rights of all employees, regardless of nationality, are protected in Poland. If your employer doesn't pay you or if the working conditions are inappropriate, you can contact the National Labour Inspectorate for help. They offer support and have a website in English as well as a helpline in Ukrainian (+48 221 113 529, Mon–Wed 4 p.m.–8 p.m.).

If you're considering holiday work abroad, be mindful of the risk of human trafficking and forced labor. Verify your employer's details, make copies of your documents, and inform your family and friends about your plans. The La Strada Foundation offers a helpline for advice on these risks: +48 22 628 99 99 (available in Polish, English, Russian, and Ukrainian).

HOT TIP: Students under the age of 26 enjoy a tax advantage in Poland. This can be a great benefit, allowing you to keep more of your earnings while you study and work.



Internships and Volunteering

Gaining work experience through internships, apprenticeships, or volunteering can be highly beneficial for your future career. Most universities have career offices where you can find information about these opportunities. Volunteering is particularly valuable as it shows employers that you are responsible and committed. It also helps develop important skills like self-organization, language proficiency, and stress management.

WORKING AS A STUDENT

Students can also find volunteering options within Lazarski University itself. The university frequently seeks volunteers for various events and initiatives. Keep an eye on the university's social media accounts for such opportunities.

Creating a CV

When applying for jobs, a well-crafted CV is essential. Here are some tips:

- **Keep it Concise:** Aim for a one-page CV, especially if you are a student or recent graduate.
- **Highlight Relevant Experience:** Focus on experiences that are most relevant to the job you are applying for.
- **Use Bullet Points:** Make your CV easy to read by using bullet points for your responsibilities and achievements.
- **Include Education and Skills:** Clearly list your educational background and any relevant skills, including language proficiency and technical skills.
- **Proofread:** Ensure there are no typos or grammatical errors. A well-polished CV makes a good impression.

Here are some useful links for job and internship opportunities:

- [LinkedIn](#)
- [Pracuj.pl](#)
- [National Labour Inspectorate \(PIP\)](#)
- [Internships and Apprenticeships in Warsaw](#)



LEISURE TIME

Leisure Time

Warsaw is your playground! Whether you're exploring iconic spots, chilling in museums, or hitting up the best cafes and bars, this section is all about making the most of your downtime. Don't forget to check out the map to plan your next adventure!

Main Warsaw Spots

Discover the major attractions in Warsaw: royal residences, places connected with the eminent composer Fryderyk Chopin, the Vistula River, and our museums. Enjoy Warsaw's flavours, get to know the local art of cooking, and join Varsovians to discover the city, relax, and have fun together. You will simply never get bored in Warsaw!

Vistula River

Spacious boulevards, numerous restaurants and cafés, well-groomed beaches, green areas, sports clubs, and an extensive sailing package – a great deal of attractions await you on the Vistula. Go for a walk along the Vistula Boulevards on the left bank of the river. It is a friendly space for everyone, including cyclists. There, you will find viewing terraces, a mini beach, and pavilions housing food establishments with flavours from all over the world. Using river harbours, you can embark on a boat trip and admire the panorama of the city from a completely different perspective.



Multimedia Fountain Park

In the summer season, visit the Multimedia Fountain Park near the Old Town to admire an afternoon water show. On Friday and Saturday evenings, enjoy the “Water, Light and Sound” show. If active recreation is what you seek, go to one of Warsaw's beaches, such as Poniatówka, where you can play volleyball, among other activities. After sunset, some beaches and ports become vibrant concert and dancing centres.

Vistula River Right Bank


Along the right bank of the Vistula River, there is an environmental trail, which you can explore by Veturilo city bike. Along the way, you will see many species of birds and animals and relax on one of the wild beaches overlooking the urban skyline and the Old Town.

Royal Residences

For centuries, Warsaw has been the seat of Polish rulers. You are reminded of this by the impressive residences along the Royal Route, especially the Royal Castle, the Royal Łazienki, and Wilanów Palace. Begin your journey exploring Royal Warsaw from the Old Town, a real gem of the capital.

Old Town

The Old Town, a UNESCO World Cultural Heritage Site, is captivating with its colourful historic townhouses, narrow streets, and rich history. Pay special attention to the Old Town Market Square with the statue of the Mermaid and the Museum of Warsaw, the Renaissance Warsaw Barbican, and the 14th-century Archcathedral, where Polish rulers married and were crowned.



The Baroque-Classicistic Royal Castle, the seat of Polish rulers from the 16th century, houses many valuable exhibits, including royal insignia, thrones, and paintings by illustrious artists such as Rembrandt, Canaletto, and Matejko. The column commemorating King Sigismund III Vasa, the oldest secular monument in Warsaw, towers over Castle Square. Walk along the streets of New Town to the Baroque St. Hyacinth's Church, one of Warsaw's most beautiful temples. Don't forget to visit the biographical Maria Skłodowska-Curie Museum, where you will find family memorabilia of this Polish Nobel Prize winner in physics and chemistry.

Royal Łazienki Park

Further exploring Warsaw, visit the Palace on the Isle in the Royal Łazienki park, home to the last king of Poland, Stanisław August Poniatowski, who gathered a fascinating collection of paintings inside. It was the place of the famous Thursday dinners, where poets, scholars, and artists were invited. Other attractions of the Łazienki worth seeing include an orangery, the Amphitheatre on the water, and the Chinese Garden.

Wilanów Palace

Another royal residence is the Wilanów Palace, where King Jan III Sobieski spent time with his beloved wife Marysieńka. This Baroque palace-garden complex is known as the “Polish Versailles.” The palace is a museum of interiors from the 17th, 18th, and 19th centuries with a Gallery of the Polish Portrait. The gardens around the palace are favourite places for Varsovians to stroll, run, or have a picnic on the grass.



Fryderyk Chopin

Fryderyk Chopin was a piano virtuoso and an internationally renowned Varsovian. Walking along the streets of Warsaw, you will discover many places where the famous pianist lived, composed, and performed 200 years ago: the Kazimierz Palace located on the University of Warsaw campus, the Czapski Palace currently housing the Academy of Fine Arts, and the Res Sacra Miser Church, where young Fryderyk gave concerts. Visit the Church of the Holy Cross, which houses the composer's heart, brought from Paris after his death. If you love classical music, visit the multimedia Fryderyk Chopin Museum, where you will find manuscripts of letters and compositions, and the piano the composer used in the last two years of his life. From May to September, every Sunday at the composer's monument in Łazienki Park, you can listen to Chopin's music concerts, free of charge.

Museums

Warsaw's museums cater to a wide range of interests, making them perfect destinations for students to learn and explore. Here's a list of must-visit museums, complete with student discounts for an affordable and enriching experience.

Warsaw Rising Museum

Step back in time and immerse yourself in the emotions of Warsaw citizens who defended their city during World War II. The Warsaw Rising Museum offers a poignant experience with stories from insurgents, a replica of the American Liberator bomber, and a powerful "City of Ruins" animation depicting Warsaw in 1944.

POLIN Museum of the History of Polish Jews

Discover the rich history of Jewish life in Poland at the POLIN Museum. This interactive museum covers a thousand years of Jewish history in Poland, featuring a stunning main hall designed to symbolize the passage through the Red Sea. Don't miss the reconstructed vault of a 17th-century synagogue, a unique example of Jewish religious architecture.

National Museum

Art enthusiasts will find a treasure trove at the National Museum, home to over 830,000 exhibits spanning from ancient times to the present day. Highlights include Jan Matejko's grand "The Battle of Grunwald" and Aleksander Gierymski's renowned portrait "Jewess with Oranges." The museum also boasts the largest collection of Nubian art in Europe and a fascinating Gallery of Polish Design.

Copernicus Science Centre

For those passionate about science, the Copernicus Science Centre is a must-visit. Conduct your own experiments, concoct chemical mixtures, and watch performances at the High Voltage Theatre. The planetarium offers a journey through the Milky Way and insights into life on other planets.

Praga Museum

Explore the most authentic part of Warsaw by visiting the Praga Museum. Learn about the district's history through interviews with its oldest residents, a model of 18th-century Praga, and exhibits related to its commercial traditions.

Neon Museum

Also located in Praga, the Neon Museum showcases the phenomenon of illuminated advertisements from the communist era. These neon signs, designed by Polish artists in the 1960s and 1970s, are now unique historical artifacts.

Palace of Culture and Science

For a breathtaking view of Warsaw, head to the viewing terrace on the 30th floor of the Palace of Culture and Science. This tallest building in Poland, built in the Socialist realism style, also houses museums, a cinema, theatres, and popular eateries.



HOT TIP: Many museums in Warsaw offer student discounts, so make sure to bring your student ID to enjoy these cultural treasures at a reduced price! There are days when you can score free entry, so no need to worry about tickets. Just check out the museum's website for all the deets!

Cafes/Bars/Restaurants

Warsaw offers a vibrant culinary scene with something for everyone, from traditional Polish cuisine to modern international dishes. Here are some categorized recommendations for the best places to eat and drink in the city.

Remember: You gotta be 18 to legally drink alcohol here, so make sure you're of age before you party. And remember, drink smart and don't go overboard—alcohol can mess with your health if you're not careful.

Best Breakfast

📍 [Bułkę przez Bibułę](#)

Popular for breakfast with freshly baked bread, scrambled eggs, and coffee.

📍 [Charlotte. Chleb i Wino](#)

French-style bistro offering croissants, tartines, and freshly baked bread.

📍 [Krem](#)

Known for its French-inspired breakfast dishes and cozy atmosphere.

📍 [Calimero Cafe](#)

Cozy cafe in Mokotow that serves delicious breakfast and brunch options.

Cheap and Tasty

📍 [Bar Mleczny Prasowy](#)

Traditional milk bar serving classic Polish dishes at affordable prices.

📍 [Zapiecek](#)

Known for pierogi and other Polish comfort foods at budget-friendly prices.

📍 [Bar Bambino](#)

Another traditional milk bar with a variety of Polish dishes.



LEISURE TIME

[U Szwejka](#)

Offers hearty Polish and Czech cuisine at reasonable prices.

[Manekin](#)

Popular for its wide variety of savory and sweet pancakes.

Best Coffee

[STOR Cafe](#)

Specialty coffee shop with a great selection of brews and a cozy atmosphere.

[Relaks Café](#)

Beloved local spot known for high-quality beans and skilled baristas.

[Forum](#)

Modern café with excellent coffee and a minimalist design.

[CoffeeDesk](#)

Known for its variety of coffee beans and brewing equipment.



Food Courts for the Indecisive

[Hala Koszyki](#)

Bustling food hall in a beautifully restored Art-Nouveau building, offering a wide variety of cuisines.

[Hala Gwardii](#)

Food hall with numerous stalls serving regional products and international dishes, perfect for weekend brunches.

[Nocny Market](#)

Night market with a wide range of food trucks and street food vendors.

[Hala Mirowska](#)

Traditional market hall with a variety of food stalls and fresh produce.

[Elektrownia Powiśle](#)

Modern food hall with a diverse selection of cuisines in a stylish setting.

HOT TIP: If you're around Mokotów on a weekend morning, don't miss the Targ Śniadaniowy! It's the perfect spot to kickstart your day with some delicious breakfast bites. Check the dates [here](#).

Additional Activities



Shopping Centers

- **Złote Tarasy:** Located in the heart of the city, near the Central Railway Station, it offers a wide range of shops, restaurants, and entertainment options.
- **Arkadia:** One of the largest shopping centers in Poland, featuring numerous shops, a cinema, and dining options.
- **Westfield Mokotów:** Known for its extensive selection of fashion stores, as well as dining and entertainment facilities.
- **Galeria Młociny:** A newer addition to Warsaw's shopping scene, offering a variety of stores, a food court, and recreational areas.

Cinema

Catching a movie is a great way to unwind. Warsaw has several cinemas that show a mix of local and international films:



- **Kino Luna:** Known for its indie and art house films.
- **Multikino Złote Tarasy:** Located in Złote Tarasy shopping center, offering mainstream films.
- **Cinema City:** Multiple locations around Warsaw, showing the latest blockbusters.
- **Kino Atlantic:** A historic cinema with a modern twist, located in the city center.

Sports Clubs

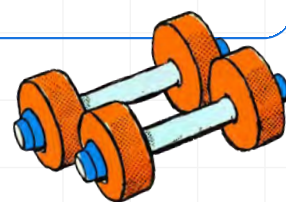
Staying active is easy in Warsaw with numerous sports clubs available:

- **Fitness Clubs:** McFit, Calypso Fitness Club, and Zdrofit offer modern facilities and various fitness classes.

LEISURE TIME

- **Sports Complexes:** Legia Tennis Academy and Warszawianka Sports Club provide facilities for tennis, swimming, and other sports.
- **Cycling and Running:** Numerous parks and trails cater to outdoor enthusiasts. The Vistula Boulevards are particularly popular for running and cycling.

HOT TIP: For students, the BeActive card offers great discounts on sports and fitness activities. It provides access to numerous gyms, fitness classes, and sports facilities at a reduced rate, making it easier to stay active and healthy while managing a student budget. But make sure to give the agreement a good read before putting your signature on it, to know all the details.



Festivals

Ludwig van Beethoven Easter Festival (March)

This prestigious festival celebrates the music of Ludwig van Beethoven and other classical composers. It features performances by world-renowned orchestras, soloists, and conductors, offering a rich cultural experience for classical music enthusiasts.

Night of Museums (May)

An exciting event where museums, galleries, and cultural institutions in Warsaw open their doors to the public for free, often offering special exhibitions, performances, and activities late into the night. It's a unique opportunity to explore Warsaw's cultural heritage.

Orange Warsaw Festival (June)

One of Warsaw's biggest music festivals, Orange Warsaw Festival features performances from top international and Polish artists. It covers a wide range of music genres, making it a vibrant event for music lovers.

International Open-Air Jazz Festival at the Old Town (July – August)

This festival transforms Warsaw's historic Old Town into a lively jazz stage, with performances by acclaimed jazz musicians from around the world. The open-air concerts provide a fantastic atmosphere for enjoying jazz music during the summer evenings.

SAFETY IS NUMBER ONE PRIORITY

Safety is Number One Priority

Ensuring a safe and secure experience in Warsaw is essential for enjoying your time in the city. Here are some important tips, phone numbers, and information to help you stay safe.

Tips for Staying Safe

- **Emergency Procedures:** When dialing an emergency number, clearly specify the location and describe the situation. Provide your name and follow the operator's instructions.
- **Emergency Number 112:** This is the single European emergency number for reporting threats to life, health, the environment, property, and public order.
- **Contact Relevant Services:** For specific emergencies, contact:
 - Emergency Ambulance: 999
 - State Fire Service: 998
 - Police: 112 or 997
 - Municipal Guards: 986
- **Know Your Rights:** Police officers and municipal guards must provide their rank, name, and reason for actions taken. Non-uniformed officers must show their service card.
- **Public Transport:** Always validate your ticket when entering a vehicle or fare-paying zone. Inspectors have the right to request your ID for validation.
- **Prohibited Activities:** Avoid drinking alcohol and smoking in public places, as fines may be imposed for non-compliance.

Important Phone Numbers

- **Emergency Number (Police, Fire, Ambulance):** 112
- **Emergency Ambulance:** 999
- **State Fire Service:** 998
- **Police:** 112 or 997

SAFETY IS NUMBER ONE PRIORITY

- **Municipal Guards:** 986
- **City Contact Centre Warsaw:** +48 22 19115 (24/7)



Reacting to Emergencies

- **In Case of Assault:** Stay safe by running away, screaming, or seeking help. Call the police immediately by dialing 112 or sending a text to 697 061 112 if you cannot make a call.
- **Witnessing Cybercrime:** Save screenshots with URLs, report offensive content to site admins, and contact the police if necessary.

Additional Support

- **Foreign Support:** For additional assistance, you can contact support organizations for foreigners, such as [Migrant Info](#).
- **Reporting Public Incidents:** Offensive language or specific threats can be reported by dialing 19115, contacting the Municipal Guard at 986, or the Police at 997.

HOT TIP: Your safety is a top priority, so don't hesitate to call the police if you ever feel unsafe—they're here to help! And remember, the university has your back too. If anything happens, you can always reach out to the Student Help Desk for assistance. They're just a message away! Check them out on Instagram [here](#) for more details. Stay safe and know you're never alone!

Final Word

Congratulations on beginning this exciting chapter of your life at Lazarski University

Your academic journey is just getting started, and along with the lectures and coursework, you'll have countless opportunities for growth, connection, and unforgettable experiences. Let this guide serve as a helpful resource as you navigate university life, which extends far beyond the classroom. From meeting new people to attending campus events and exploring new ideas, you're poised to make lasting memories. We have every confidence you'll thrive here at Lazarski. Welcome to our orange family!



**Uczelnia
Łazarskiego**